



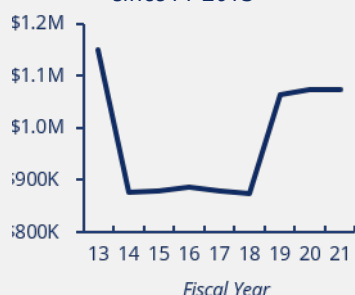
## Office of the Assistant Secretary for Preparedness & Response

### HOSPITAL PREPAREDNESS PROGRAM

## NORTH DAKOTA

### HPP FUNDING

#### 7% decrease in funding since FY 2013



### HIGHLIGHTS

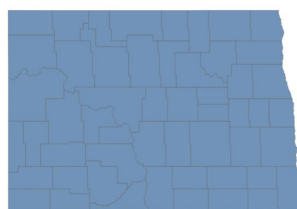
- North Dakota (ND) uses HPP funding to build and maintain a strong emergency preparedness and response foundation for the state's nearly 780,000 residents.
- ND Health Care Coalition further facilitated statewide communication by upgrading to a cloud software and video meeting platform.
- The ND Department of Health (NDDoH) Department Operations Center worked with ND Health Care Coalition members to create and deploy fit testing for hospitals, long-term care facilities, and other responding entities.

### SPOTLIGHT ON PREPAREDNESS

ND continues to provide testing supplies, monoclonal antibody treatments, and vaccines via the NDDoH courier system. The delivery system is coordinated through the NDDoH and is set up with 44 state employees who operate state fleet vehicles. NDDoH delivers testing supplies to long-term care facilities and local public health agencies to be used for testing events.

### COVID-19 RESPONSE

- ND utilized a Unified Command Structure throughout the COVID-19 response, with assistance from several coalition member organizations, including the Department of Emergency Services, NDDoH, local public health, hospitals, and long-term care facilities.
- ND's state medical cache provided supplies (e.g., personal protective equipment [PPE]) to every medical entity in the state. This helped to ensure no medical entity in ND went without PPE.
- NDDoH began development of a deployable statewide Critical Incident Stress Management (CISM) team to assist and support struggling health care workers and first responders.



# 1

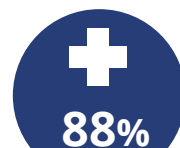
#### Health Care Coalition

#### OTHER ASPR HEALTH CARE READINESS PROGRAMS AND ACTIVITIES

# 1

#### Special Pathogen Treatment Center

### HCC CORE MEMBER PARTICIPATION



of acute care  
hospitals



of emergency  
medical services



of public health  
agencies



of emergency  
management  
agencies

FY20 end-of-year data and HCC count as of 6/30/2021. Participation rate equals # of HCC member organizations divided by the total # of organizations in ND.